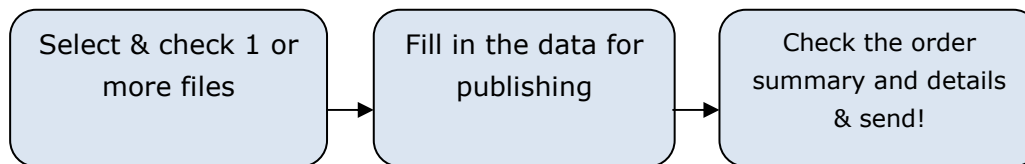


Sanoma advertisement portal: online publishing in a few steps!

- Create a personal account by registering on www.sanoma-adverteren.nl/aanleveren and log in with your username and password
- Go to '**upload**' in the menu on the left top of the screen (on the next page you'll find a screen print)
- Follow the steps and keep the data on the (provisional) order confirmation at hand



- After successfully completing the upload process, you'll receive a confirmation email
- Go to 'advertisement overview' in the menu on the left top of the screen to get an overview of the advertising material you uploaded

Attention:

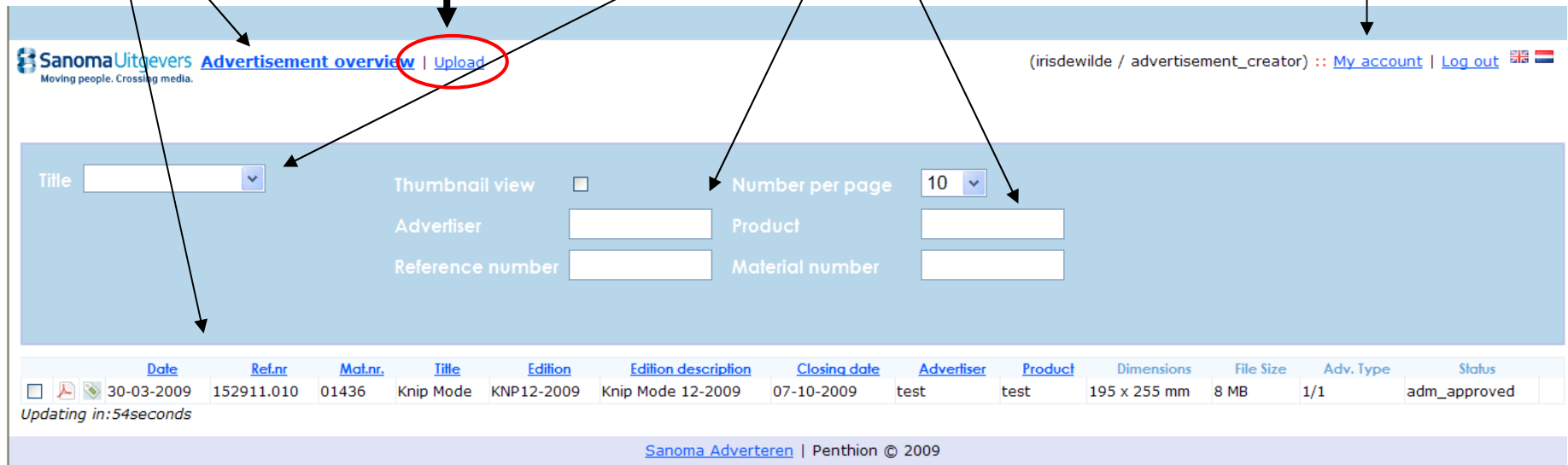
- After the delivery deadline, it's **not possible** to upload your advertising material
- The file containing the advertising material is to be composed in line with certified PDF profile MagazineAds 1v3. The advertising material needs to be provided single page, in accordance with the general advertising terms and conditions
- In case you want to publish an advertisement in additional editions of the same title, you don't have to re-upload your advertisement material
- For questions or problems please contact Advertising Care during office hours (023 556 56 56)

Overview of your advertising material



Upload your advertising material

Search in the advertisement overview

Change your personal data



Sanoma Uitgevers **Advertisement overview** | **Upload**

(irisdewilde / advertisement_creator) :: [My account](#) | [Log out](#)  

Title
Thumbnail view Number per page
Advertiser Product
Reference number Material number

	Date	Ref.nr	Mat.nr.	Title	Edition	Edition description	Closing date	Advertiser	Product	Dimensions	File Size	Adv. Type	Status
<input type="checkbox"/>	30-03-2009	152911.010	01436	Knip Mode	KNP12-2009	Knip Mode 12-2009	07-10-2009	test	test	195 x 255 mm	8 MB	1/1	adm_approved

Updating in:54seconds

[Sanoma Adverteren](#) | Penthion © 2009